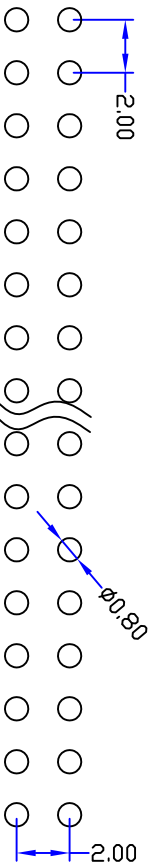
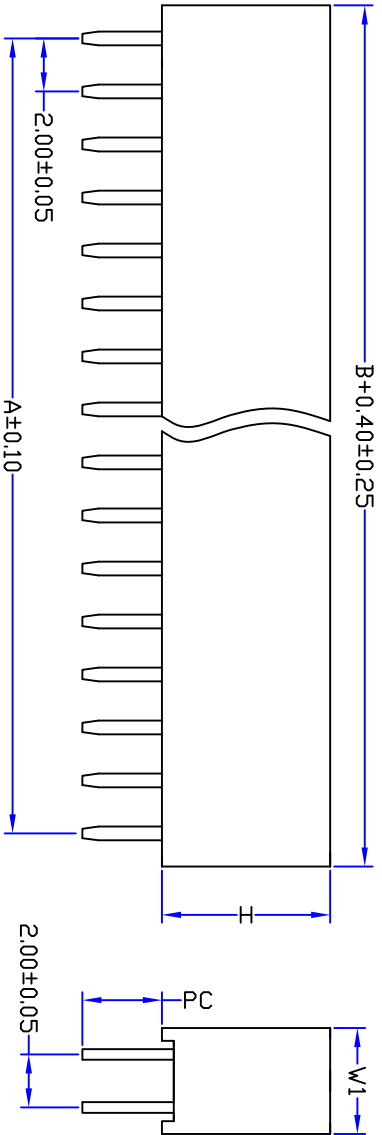



1		2		3		4		5		6		7		8	
No. of Contacts	DIM A	DIM B													
1	-----	2.0													
2	2.0	4.00													
3	4.00	6.00													
4	6.00	8.00													
5	8.00	10.0													
6	10.0	12.0													
7	12.0	14.0													
8	14.0	16.0													
9	16.0	18.0													
10	18.0	20.0													
11	20.0	22.0													
12	22.0	24.0													
13	24.0	26.0													
14	26.0	28.0													
15	28.0	30.0													
16	30.0	32.0													
17	32.0	34.0													
18	34.0	36.0													
19	36.0	38.0													
20	38.0	40.0													
21	40.0	42.0													
22	42.0	44.0													
23	44.0	46.0													
24	46.0	48.0													
25	48.0	50.0													
26	50.0	52.0													
27	52.0	54.0													
28	54.0	56.0													
29	56.0	58.0													
30	58.0	60.0													
31	60.0	62.0													
32	62.0	64.0													
33	64.0	66.0													
34	66.0	68.0													
35	68.0	70.0													
36	70.0	72.0													
37	72.0	74.0													
38	74.0	76.0													
39	76.0	78.0													
40	78.0	80.0													



PCB LAYOUT

Item(项目)	A	B	PC	H	W1	端子形状
Dimension(尺寸)	见左表	见左表			4.0/4.5	

参考尺寸 (普通)  
H=2.2, PC=1.6 (U型)  
H=4.0, PC=2.7 (U型)  
H=4.3, PC=2.4 (U型)  
H=4.6, PC=2.8 (U型)  
H=4.6, PC=2.0 (U型)  
H=4.6, PC=1.6 (U型)  
H=6.35, PC=2.8 (Y型)

**Ordering Code**

① Series No.:  
2=Female Header  
Pitch: 2=2.00mm

② Insulator Height:  
22=2.2mm  
38=3.8mm  
40=4.0mm  
43=4.3mm  
46=4.6mm  
52=5.2mm  
72=7.2mm

③ Material Type  
0=BPS  
1=BPT  
2=LCP  
3=Nylon-66  
4=Nylon-6T  
5=PA46  
④ Color: 1=Black  
⑩ Customer Request

⑥ Tail & Mounting Style:  
S=Straight DIP Type  
R=Right Angle DIP Type  
M=Straight SMT Type

⑦ Contact Plated  
0=Tin  
2=Gold 3u"  
4=Gold 10u"  
5=Gold 15u"  
6=Gold 30u"

**SPECIFICATIONS:**  
Current Rating: 2.0 AMP  
Contact Resistance: 30mΩ Max  
Insulation Resistance: 1000MΩ Min  
Withstand Voltage: 500V AC/minute  
Operation Temperature: -40°C to +105°C

**MATERIALS:**  
Contact Material: Copper Alloy  
Contact Plating: Gold or Tin over 50u" Ni  
Insulator Material: Polyester(UL94V-0)

1		2		3		4		5		6		7		8	
REV	ZONE	DESCRIPTION	ECN.NO.	Date	Angle	Check By	Date	Approval By	Date	Sheet	Thirt Angle Projection	Drawing No.	Customer No.	REV	REV
A		RELEASED		10/29-09	.XXX ~ ± 0.20 .XXX ~ ± 0.15		/ /		/ /	1 of 1	⊕	2.00双排排母DIP系列		A	A
<p>深圳市联益电子有限公司  <a href="http://www.lyconn.com">HTTP://WWW.LYCONN.COM</a></p>															